



## Hand-held electric Aspirator "ElePooter": a cheap and efficient device for collecting insects

Behnam Motamedinia<sup>1,2\*</sup> and Ehsan Rakhshani<sup>2</sup>

<sup>1</sup> Plant Protection Research Department, South Khorasan Agricultural and Natural Resources Research Center, AREEO, Birjand, Iran

<sup>2</sup> Department of Plant Protection, College of Agriculture, University of Zabol, P.O. Box: 98615-53, Iran.

Received:  
16 July 2017

Accepted:  
19 August 2017

Published:  
21 October 2017

Subject Editor:  
Ali Asghar Talebi

**ABSTRACT.** Several methods are using to collect insects from the environments, they are living in. The sweeping net is one of the commonly used equipment for collecting however the process of picking up the collected insects from net bag is laborious and time consuming job. In the present work we introduced a hand-held battery powered electric aspirator, which made based on a centrifugal fan which adapted into an especial storage bottle (replaceable). Field trials confirmed the efficiency of the new device in collecting insects from different orders, of which Diptera and Hymenoptera were dominant. Additional customization was made on the type of collecting bottle to enhance the applicability of the new device for different purposes. Finally, studies showed that the hand-held electric aspirator can be used successfully for faunistic and ecological studies.

**Key words:** Insects, spiders, sampling, pooter, new device, portable, transferring.

**Citation:** Motamedinia, B. & Rakhshani, E. (2017) Hand-held electric Aspirator "ElePooter": a cheap and efficient device for collecting insects. *Journal of Insect Biodiversity and Systematics*, 03 (4), 281–292.

### Introduction

Insects are one of the most important and overcrowded creatures in the world. They play a major role in the evolution and maintenance of biotic communities (Sanderson & Jackson, 2002). They are the most diverse group of animals on the planet, including more than a million of described species and representing more than half of all known living organisms (Stork et al., 2015). On the other hand, increasing the knowledge about these organisms is critically important in the case of insect pests. Entomologists collect insects for taxonomical, ecological and physiological

studies (Borror et al., 1989). Different methods and equipments are used for collecting the insects. One of the most common is the sweeping net, used for collecting insects in the field. Sweep netting through vegetations is one of the well known and most common methods (Martin, 1977). Depending on the environment, various numbers of insect (and spider) specimens lumping inside the net bag, and it is necessary to collect them properly. Various methods are suggested for separation of specimens from the net bags (Gibb & Oseto, 2006). The aspirators,

Corresponding author: Behnam Motamedinia, E-mail: [Bmoetamedinia@iripp.ir](mailto:Bmoetamedinia@iripp.ir)

**Copyright** © 2017, Motamedinia, B. & Rakhshani, E. This is an open access article distributed under the terms of the Creative Commons Attribution License (CC BY NC 4.0), which permits unrestricted use, distribution, and reproduction in any medium, provided the original author and source are credited.

known also as 'pooter' are convenient and effective device for collecting insects captured by the sweep net. Different kinds of the pooters are made for various purposes and can be used according to their own advantages (Martin, 1977; Upton & Mantle, 2010). The most common type of aspirator is a simple suction device for picking up a few number of insect or selecting a few specimens out of a large number of the materials inside the sweep net. The standard aspirator consists of a collecting bottle fitted with a rubber bung, through which two metal tubes are passed. One tube, with muslin or organdie over the end in the bung and another one is bent to approximately 140° from one end (Schauff, 2001). The tubular aspirator is another simple aspirator that consisting of a collecting bottle, opens at both sides. The suction bottle fits through a cork at one side and the open bottle similarly at the other (Upton & Mantle, 2010). A blow-type aspirator is similar to vial or tubular aspirator that the t-shape attachment is substituted with glass bottle (Gibb & Oseto, 2006). The "Singer" aspirator is also a modified version for collecting mites and small insects, particularly from plants and makes separate collections in rapid succession without any risk of mixing the specimens. It consists of three bottles (intake, suction and body bottles) and collecting vials (Singer, 1964; Martin, 1977). An improvement to the mouth-operated aspirator was reported by Farr (1989), who developed a pump aspirator for collecting small insect around hazardous material. The valve is substituted with a suction bottle in common aspirator and suction with mouth is eliminated.

The electric or motorized aspirators have the suction features that applied for large scale sampling and are different in power and size due to their application. These include the hand-held converted dust booster insect vacuum, D-vac (which

employs a backpack motor fan) (Dietrick et al., 1959), Insectavac (Ellington et al., 1984), Aspirator-Gun (Toth, 2000). Other devices are also designed for direct collecting of the honey bees (Gary & Marston, 1976) and the mini aspirator for collecting and transferring small arthropods (Dogramaci et al., 2011). All the above mentioned aspirators have their own merits and faults. In order to overcome some of the limitations, we developed a hand-held electric aspirator named as "ElePooter".

## Material and methods

### *Designing and Assembling*

The ElePooter (Fig. 1A) has four main components: The centrifugal fan (Fig. 1B), manifold (Fig. 1C), chargeable battery (Fig. 1D) and a box (Fig. 1E). A plastic collecting bottle of 11 cm height × 4.5 cm in diameter and 120 cc volume, used as the storage chamber. A piece of 40-mesh wired screen was fastened over the end of this bottle to prevent dust and scratches from getting into the manifold and fan. The opposite end of bottle was open for collecting of insects. This bottle was directly inserted into the manifold. The manifold was the PVC tube, which mounted between the storage bottle and the centrifugal fan. The manifold was attached to the centrifugal fan and both are placed inside the box (Fig. 1A). The ElePooter was powered by an electrical fan (MINEBEA CO., LTD., 12V, 2.1A) (Fig. 1B). High pressure developing over this piece was found to pull air from storage bottle. The energy of fan was provided by a chargeable battery (12V, 4.5Ah). Other parts include the wire, switching key, handle and electricity adaptor.

### *Field experiments (Collecting insects)*


In the course of a small scale experiment, specimens were collected by standard sweeping net on alfalfa field in the Giok region (32°47'N; 59°07'E; 1917m) of Southern Khorasan province (Eastern Iran).

Sweeping were performed strongly from right to left in a full 180°, one stroke per step and over top of the alfalfa canopy for once. The spending time of sweeping net in the field was 20 minutes. The weather was sunny and without wind at the time of sampling. After sweeping, very large insects (large locusts, butterflies and

wasps) and large plant remnants were removed from the net and the insects were then picked up using the ElePooter (Fig. 2A). All specimens were collected directly via entrance of the transparent storage bottle (tip of the ElePooter). Later, specimens were transferred to the cage or alcohol container (Figs 2A–C).



**Figure 1.** The ElePooter apparatus and its components: **A.** The complete system in lateral view; **B.** Centrifugal fan; **C.** Manifold; **D.** Chargeable battery; **E.** Main box; **F.** Frontal view of the device.



**Figure 2.** Specimens collected using the ElePooter: **A.** Specimens in the sweep net; **B.** Live specimens in the collecting bottle; **C.** Specimens in the vial with alcohol.

### Customizations

In order to increase the applicability of the ElePooter for different users and for various purposes, some customizations were made on the device. An auxiliary plastic ring was mounted on the tip of the manifold which allow the user to shift the bottle size from 125 to 100 cc (Diameter ranged from 3–4.5 cm) (Fig. 3).

The second modification was based on the positive phototropism of the insects inside the collecting bottles. It was replaced with a dark collecting bottle by the same size and quality (Fig. 4A). The same procedure was made for collection of specimens from the net bag, while they stored evenly inside the dark bottles. Thereafter, the dark bottles separated from the device and each of them was attached to a clean transparent bottle using a pair of white caps, stalked on their opposite sides (Fig. 4C). The connected bottles were laid on the ground horizontally (Fig. 4C) and the insects allowed for a period of 10–15 minutes to arbitrarily moving into the transparent bottles. The transparent bottles were then separated and the collected insects were submerged with ethyl alcohol 75%. The plant material, as well as insects remained


inside the dark bottle were collected and inspected separately.

### Results

A total of seven insect orders in different size (1–20 mm) and spiders were collected by ElePooter (Figs 5A–D, Table 1). Maximum and minimum percentages of collected insects according to taxonomic groups belong to Diptera and Thysanoptera/Orthoptera with 34% and 0.9%, respectively (Table 1). Frequencies of collected insects according to their size were 55% for 1–5 mm, 23.6% for 5–10 mm and 21.3% for 10–20 mm. The insects and spiders were collected safely from the net bag into the preserving bottles. Few damaged specimens (1–2%) were detected, which most probably sourced from the impacts on the net with plant material at the time of sweeping.

In use of the dark storage bottle (insects with positive phototropism), revealed that the majority of collected insects moved to the transparent bottle (Fig. 5E), while some insects consisting two groups, one with negative phototropism (nymph of Hemiptera and spiders) and another that was damaged by the net, were remained inside the dark bottles.





**Figure 3.** Assembly of the coupling and small storage bottle of the ElePooter: **A.** Coupling in frontal view; **B.** Coupling in dorsal view; **C.** Mounted smaller bottle.

### Performance

The new device (ElePooter) indicated a high rate of performance and efficiency on the basis of the suction power and battery life time. The volume of air moving through this system, also known as "Cubic Feet per Minute", is 28–58 CFM and the speed fan was 3700 RPM. The charging period of battery was 8 hours in first use and 2 hours for next times, in average. Two

hours of continuous usage with maximum performance was needed to discharge the battery, while a maximum duration of three hours last in normal application. The designing structure of the centrifugal fan simply allowed the dust and plant material to pass through the outlet valve and no residue was detected inside the device after long term application.

**Table 1.** Frequency of the specimens collected in alfalfa field, using the ElePooter.

Orders	Superfamilies/families	Frequency
Hymenoptera	Apoidea, Chalcidoidea, Chrysidoidea, Cynipoidea, Formicidae, Ichneumonoidea, Platygastroidea, Proctotrupoidea, Vespoidea (including Pompilidae)	31.8%
Diptera	Chamaemyiidae, Agromyzidae, Chrolropidae, Conopidae, Asilidae, Tephritidae, Tachinidae, Muscidae, Phoridae, Chironomidae, Pipunculidae, Culicidae, Syrphidae, Calliphoridae, Dolichopodidae	34%
Hemiptera	Miridae, Anthocoridae, Coreidae, Alydidae, Nabidae, Geocoridae, Pentatomidae	22.2%
	Cicadellidae, Delphacidae	
Orthoptera	Acrididae (nymphs)	0.9%
Thysanoptera	Aeolothripidae	0.9%
Aranea	Gnaphosidae, Lycosidae, Salticidae, Philodromidae, Thomisidae	1.8%
Coleoptera	Coccinellidae, Carabidae, Chrysomellidae, Curculionidae	3.6%
Neuroptera	Chrysopidae, Hemerobiidae	1.3%



**Figure 4.** Specimens collected using the ElePooter with dark storage bottle: **A.** The complete system; **B.** Dark storage bottle; **C.** Coupled dark and transparent collecting bottles.

### Discussion

An operator using the ElePooter can collect insects of different orders, as well as the spiders in various sizes (1–20 mm) that can be very useful for the taxonomists in the field. Similar devices were designed that collect only smaller arthropods

(Thysanoptera) (Dogramaci et al., 2011), mosquitoes (Aldridge et al., 2012), spiders and insects (Toth, 2000) and Coleoptera (Teshler et al., 2004). Many research projects have recently been initiated on Diptera and Hymenoptera (Stuke et al., 2014; Izadizadeh

et al., 2015; Ghafouri Moghaddam et al., 2016; Ranjbar et al., 2016; Peris-Felipo et al., 2016; Yari et al., 2016; Derafshan et al., 2016; Kazerani et al., 2017; Ghotbi Ravandi et al., 2017; Motamedinia et al., 2017a, b), which can use this device for collecting the insects both directly and from the net. The same advantages can be expected for successful sampling of many other insect groups, i.e. leafhoppers and planthoppers (Mozaffarian & Wilson, 2016), plant bugs (Malvandi et al., 2015) and thrips (Mirab-balou, 2016).

The ElePooter is a nonspecific device which can collect a wide range of taxa. Using a dark bottle make it possible to separate more active and diurnal insects, easily. Very tiny insects, i.e. Trichogrammatidae and Mymaridae (Hymenoptera) which are hardly collected by other methods (Dogramaci et al., 2011), can easily pass through the gauze and simply ignored, as a general deficiency of ElePooter ver. 1. It can be solved in the future versions using fine gauze with smaller mesh.

In the field trial some collected insects tend to stay inside the dark bottle to transparent bottle. Among them some specimens like spiders (negative phototropism) and nymph of plant bugs, lacking the ocelli (Nakamura & Yamashita, 1997; Borror et al., 1989), weren't moved in

to transparent bottle. The others were damaged at the time of sampling. The ElePooter can also to be highly efficient for collecting small and medium sized insects attracted to the light sheets (Upton & Mantle, 2010), and only the transparent bottle should be used in this case. However, the latter subject was not examined in this study.


The conventional aspirators are limited by the inhaling small particles, fungus spores, noxious fumes and collecting small part of capturing insects (Douglas, 1984; Gibb & Oseto, 2006; Upton & Mantle, 2010). The ElePooter simply eliminates these problems and directly save the time required to collect insects from the sweep net and indirectly increase the sampling time in the field. The powerful battery is another advantage of this device that provides the energy of the fan during operation for a long time. A complete ElePooter weights approximately 1.8 kg, including the battery (1kg) that can be carried by a backpack. Therefore the operator can easily use the device and collecting insects without any problem. The ElePooter has more advantages comparing other commonly aspirators that shown in Table 2.

**Table 2.** General comparison of ElePooter with other commonly used aspirators for collecting insects.

	Hand pooter	AC/DC Aspirator (BioQuip®)*	New Device (ElePooter)	Backpack Aspirator (BioQuip®)
<b>Weight</b>	Very light	Light	Medium	Heavy
<b>Portability</b>	Very good	Fair	Good	Poor
<b>Costs</b>	Very Cheap (8.1\$)	Expensive (88.7\$)	Cheap (32.4\$)	Expensive (1054.5\$)
<b>Selectivity</b>	Very good	Fair	Fair	Poor
<b>Battery life time (hr)</b>	-	2	3	3
<b>Rate of escape</b>	Very high	Low	Very low	Very low
<b>Size of captured insects</b>	S & M	S & M	S & M	S & M & L
<b>Suction power</b>	Very low	Low	High	Very high
<b>Holding capacity</b>	Very low	Low	High	High
<b>Specimens safety</b>	Low	Medium	High	Medium
<b>Area of applicability</b>	Field & Lab.	Field & Lab.	Field & Lab.	Field
<b>Durability</b>	Low	Medium	High	High
<b>General efficiency</b>	Very low	Low	High	High

\* Data available from BioQuip Inc., <https://www.bioquip.com>





**Figure 5.** Specimens collected using the ElePooter: **A.** Hemiptera; **B.** Orthoptera, Coleoptera, Neuroptera and Aranea; **C.** Diptera; **D.** Hymenoptera; **E.** Specimens which transferred from the dark collector into the transparent bottle via positive phototropism.

In general, it is light weight, portable, durable, easy to construct and cheap, and can be used for multiple years. This device described herein can be modified in future

version for collecting and transferring biological agent as well as smaller insect like thrips and acari in the field and laboratory for taxonomical and bio-ecological studies.



## Acknowledgments

Our sincere thanks to Farzad Pakarpour, Alireza Zamani and Jalil Alavi for their helps in identification of the leafhoppers, spiders and thrips specimens and providing literature.

## Conflict of Interests

The authors declare that there is no conflict of interest regarding the publication of this paper.

## References

- Aldridge, R.L., Wynn, W.W., Britch, S.C. & Linthicum K.J. (2012) Aspirator Gun for High-Throughput Mosquito Bioassays. *Journal of the American Mosquito Control Association*, 28 (1), 65–68.  
<https://doi.org/10.2987/11-6195.1>
- Borror, D., Triplehorn, C. & Johnson, N. (1989) *An Introduction to the Study of Insects*. 6th Ed. Saunders College Publishing, Philadelphia. 875 pp.
- Derafshan, H.A., Rakhshani, E. & Olmi, M. (2016) A review of the genus *Dryinus* Latreille, 1804 (Hymenoptera, Chrysidoidea, Dryinidae) from Iran, with description of a new species. *Zootaxa*, 4117 (3), 411–420.  
<https://doi.org/10.11646/zootaxa.4117.3.8>
- Dietrick, E.J., Skelinger, E.I. & Van Den Bosch, R. (1959) A new method for sampling arthropods using a suction collecting machine and modified berlese funnel separator. *Journal of Economic Entomology*, 52, 1085–1091.  
<https://doi.org/10.1093/jee/52.6.1085>
- Dogramaci, M., Chen, J., Arthurs, S. P., McKenzie, C.L., Irizarry, F., Houben, K., Brennan, M. & Osborne, L. (2011) Mini-aspirator: a new device for collection and transfer of small arthropods to plants. *Florida Entomologist*, 94 (1), 22–27.  
<https://doi.org/10.1653/024.094.0104>
- Douglas, R.B. (1984) The hazard of pooping insects. *Antenna*, 8, 193–194.
- Ellington, J.J., Kiser, K., Cardenas, M., Duttie, J. & Lopez, Y. (1984) The Insectovac: A high clearance, high volume arthropod vacuuming platform for agricultural ecosystems. *Environmental Entomology*, 13, 259–265.  
<https://doi.org/10.1093/ee/13.1.259>
- Farr, D.V. (1989) Pump aspirator for collecting small insects. *New Zealand Entomologist*, 12, 84–85.  
<https://doi.org/10.1080/00779962.1989.9722574>
- Gary N.E. & Marston J.M. (1976) A vacuum apparatus for collecting honeybees and other insects in trees. *Annual Entomology Society of America*, 69, 287–288.  
<https://doi.org/10.1093/aesa/69.2.287>
- Ghafouri Moghaddam, M., Mokhtari, A., Barahoei, H., Amirinasab, N. & Rakhshani, E. (2016) A survey on the fauna of Ichneumonidae (Hymenoptera, Ichneumonidea) associated with grasslands of Ardabil, and key to species of *Homotropus* Foerster, 1869 from Iran. *Journal of Insect Biodiversity and Systematics*, 2 (1), 103–120.
- Ghotbi Ravandi, Sh., Askari Hesni, M. & Madjdzadeh, S.M. (2017) Species diversity and distribution pattern of Aphidiinae (Hym.:Braconidae) in Kerman province, Iran. *Journal of Crop Protection*, 6 (2), 245–257.
- Gibb, T.J. & Oseto, C. (2006) *Arthropod Collection and Identification Laboratory and Field Techniques*. New York, Elsevier/Academic Press. 311 pp.
- Izadzadeh, M., Talebi, A.A., van Achterberg, C. & Rakhshani, E. (2015) First record of the family Heloridae (Hymenoptera: Proctotrupoidea) from Iran, with description of a new species. *Zootaxa*, 3946 (4), 577–582.  
<https://doi.org/10.11646/zootaxa.3946.4.6>
- Kazerani, F., Khaghaninia, S. & Kehlmaier, C. (2017) Additions to the Pipunculidae fauna of Iran with the description of a new *Tomosvaryella* (Insecta: Diptera). *Zoology in the Middle East*, 63 (2), 147–153.  
<https://doi.org/10.1080/09397140.2017.1315856>
- Malvandi, A., Hoseini, R. & Hajizadeh, J. (2015) A preliminary study on the Miridae (Hemiptera) fauna in Sabzevar and its counties (Razavi Khorasan, Iran). *Acta Entomologica Serbica*, 20, 1–11.
- Martin, J.E.H. (1977) *Collecting, Preparing, and Preserving Insects, Mites, and Spiders. Part 1. The Insects and Arachnids of Canada*. Canadian Department of Agriculture Publication 1643, 182 pp.

- Mirab-balou, M. (2016) An illustrated key to species of the genus *Thrips* Linnaeus (Thysanoptera: Thripidae) from Iran, with an updated checklist. *Journal of Insect Biodiversity and Systematics*, 02 (1), 167–180.
- Motamedinia, B., Kehlmaier, C., Mokhtari, A., Rakhshani, E. & Gilasian, E. (2017a) Discovery of the genus *Claraeola* Aczél in Iran with the description of two new species (Diptera: Pipunculidae). *Zootaxa*, 4227 (4), 563–572.  
<https://doi.org/10.11646/zootaxa.4227.4.6>
- Motamedinia, B., Kehlmaier, C., Mokhtari, A., Rakhshani, E. & Gilasian, E. (2017b) The genus *Dasydorylas* Skevington in Iran with the description of two new species (Diptera: Pipunculidae). *European Journal of Taxonomy*, [in press].
- Mozaffarian, F. & Wilson, M.R. (2016) A checklist of the leafhoppers of Iran (Hemiptera: Auchenorrhyncha: Cicadellidae). *Zootaxa*, 4062, 1–63.  
<https://doi.org/10.11646/zootaxa.4062.1.1>
- Nakamura, N. & Yamashita, S. (1997) Phototactic behavior of nocturnal and diurnal spiders: positive and negative phototaxes. *Zoological Science*, 14, 199–203.  
<https://doi.org/10.2108/zsj.14.199>
- Peris-Felipo, F.J., Yari, Z., Rakhshani, E. & Belokobylskij, S.A. (2016) *Aspilota isfahanensis*, a new species of the genus *Aspilota* Foerster, 1863 from Iran (Hymenoptera, Braconidae, Alysiinae). *ZooKeys*, 582, 121–127.  
<https://doi.org/10.3897/zookeys.582.7426>
- Ranjbar, M., Madjdzadeh, S.M., Peris-Felipo, F.J., Askari, M. & Rakhshani, E. (2016) A contribution to the fauna of Opiinae (Hym.: Braconidae) of Kerman province South-Eastern Iran. *Journal of the Entomological Research Society*, 18 (1), 19–26.
- Sanderson, D.E. & Jackson, C.F. (2002) *Entomology: Insect Life and Behavior*. Research and Education Association, USA. 393 pp.
- Schauff, M.E. (2001) *Collecting and Preserving Insects and Mites: Techniques and Tools*. USDA Miscellaneous Publication no. 1443. National Museum of Natural History, Washington, DC.
- Singer, G. (1964) A simple aspirator for collecting small arthropods directly into alcohol. *Annals of the Entomological Society of America*, 57 (6), 796–798.  
<https://doi.org/10.1093/aesa/57.6.796>
- Stork, N.E., McBroom, J., Gely, C. & Hamilton, A.J. (2015) New approaches narrow global species estimates for beetles, insects, and terrestrial arthropods. *Proceedings of the National Academy of Sciences*, 112 (24), 7519–7523.  
<https://doi.org/10.1073/pnas.1502408112>
- Stuke, J.H., Clements, D.K., Madjdzadeh, S.M., & Gharali, B. (2014) Two new synonyms in the genus *Leopoldius* Rondani (Diptera: Conopidae). *Studiadipterologica*, 21 (1), 41–44.
- Teshler, M.P., Dernovici, S. A., Ditommaso, A., Coderre, D. & Watson, A.K. (2004) A Novel Device for the Collection, Storage, Transport, and Delivery of Beneficial Insects, and its Application to *Ophraella communa* (Coleoptera: Chrysomelidae). *Biocontrol Science and Technology*, 14, 347–357.  
<https://doi.org/10.1080/09583150410001665204>
- Toth, F. (2000) Aspirator gun—a new device for sampling spiders and insects. *Ekologia Bratislava*, 19 (3), 279–280.
- Upton, M.S. & Mantle, B.L. (2010) *Methods for Collecting, Preserving and Studying Insects and other Terrestrial Arthropods*. Miscellaneous Publication: No. 3. Australian Entomological Society, Canberra. 81 pp.
- Yari, Z., Cortés, E., Peris-Felipo, F.J. & Rakhshani, E. (2016) A faunistic survey on the genus *Chorebus* Haliday (Hymenoptera: Braconidae, Alysiinae, Dacnusiini) in Eastern Iran. *Journal of Insect Biodiversity and Systematics*, 2 (3), 355–366.

## آسپیراتور برقی قابل حمل، "ElePooter": ابزاری موثر برای جمع‌آوری حشرات

بهنام معتمدی نیا<sup>۱\*</sup>، احسان رخشانی<sup>۲</sup>

۱ بخش گیاهپزشکی، مرکز تحقیقات کشاورزی و منابع طبیعی خراسانی جنوبی، بیرجند، ایران

۲ گروه گیاهپزشکی، دانشکده کشاورزی، دانشگاه زابل، ایران

\* پست الکترونیکی نویسنده مسئول مکاتبه: Bmoetamedinia@iripp.ir

تاریخ دریافت: ۲۶ تیر ۱۳۹۶، تاریخ پذیرش: ۲۸ مرداد ۱۳۹۶، تاریخ انتشار: ۲۹ مهر ۱۳۹۶

**چکیده:** روش‌های متعددی برای جمع‌آوری حشرات از زیستگاه آنها استفاده می‌شود. تورجاور، یکی از ابزارهای متداول در این زمینه به شمار می‌رود، اما فرایند جمع‌آوری و انتقال حشرات از داخل کیسه تور، کاری دشوار و زمان‌بر است. در این مقاله، یک نوع آسپیراتور برقی قابل حمل متصل به باتری معرفی می‌شود که بر مبنای اتصال یک پروانه مکنده مرتبط با ظرف جمع‌آوری ساخته شده است. بررسی‌های صحرایی نشان داد این ابزار کارایی بسیار خوبی در جمع‌آوری حشرات راسته‌های مختلف دارد که در بین آنها دوبالان و بال‌غشاییان اکثریت داشتند. به منظور افزایش کارایی ابزار در زمان استفاده با اهداف مختلف، یک سری تغییرات در محفظه جمع‌آوری داده شد. در مجموع، بر اساس آزمایش‌های انجام شده، آسپیراتور برقی قابل حمل را می‌توان با موفقیت در هنگام انجام مطالعات فونستیک و اکولوژیک استفاده کرد.

**واژگان کلیدی:** حشرات، عنکبوت‌ها، نمونه‌برداری، پوتر، ابزار جدید، قابل حمل، انتقال.